

Optional Items


265020060G(01)



Pass-through
Door Switch
Module



SmartVISION™
Pro CCD



Multiple Table
Choices



Air Compressor
Unit



Rotary
Attachment /
Rotary Chuck



Fume Extraction
System



External Signal
Indicator



SmartGUARD™
Fire Alarm (Patented)

Specification		S400			
		Hybrid CO2		Hybrid Fiber	Hybrid Dual
Work Area		40 x 24 in. (1016 x 610 mm)			
Max. Part Size (W x L x H)	All doors closed	41.4 x 25.4 x 11 in. (1053 x 647 x 280 mm)			
	All door open	41.4 x ∞ x 11 in. (1053 x ∞ x 280 mm)			
Table Size		Standard Grid Cutting Table 40.1 x 24.1 in. (1019 x 613 mm)			
Dimensions (W x L x H)		56.7 x 34.5 x 41.3 in. (1440 x 900 x 1048 mm)			
Weight	CO2 30W~40W	260 kg / 573 lb			
	CO2 60~100W	270 kg / 595 lb			
	Fiber 20W~60W	260 kg / 573 lb			
Laser Source		10.6-μm CO2 laser	9.3-μm CO2 laser	Fiber laser	10.6-μm CO2 laser: 30 to 120W 9.3-μm CO2 laser: 60W
		30~120W	60W	20 / 30 / 60W	Fiber laser: 20 / 30 / 60W
Cooling		Air-cooled, Operating environment temperature 15°- 30°C (59°- 86°F)			
Drive		Closed-loop DC servo control			
Maximum Motor Speed		140 IPS			
Speed Control		Adjustable from 0.1~100% (Up to 16 color-linked speed settings per job)			
Power Control		Adjustable from 0~100% (Up to 16 color-linked power settings per job)			
Engraving Capability		256-level gray scale image processing capability			
Distance Accuracy		0.254 mm or 0.1% of move, whichever is greater			
Z-Axis Movement		Automatic			
Focus Lens		CO2: Standard 2.0" (Optional 1.5", 2.5" & 4.0") Fiber: Standard 2.0" (Optional 4.0") Dual (CO2+Fiber): Standard 2.0" (Optional 3.0" & 4.0")			
Resolution (DPI)		Available 125, 250, 300, 380, 500, 600, 760, 1000, 1500			
Computer Interface		10 Base-T Ethernet USB-A for USB storage USB-B 2.0 for connection			
Compatible Operating System		MS Windows 64 Bit			
Control Panel		Touch Screen			
Safety		Class I Laser Product Complies with EN60825-1:2014, EN ISO 13849-1:2015 Class II Laser Product Complies with CDRH for CO2 Laser Class 3R Laser Product Compliant with CDRH for Fiber & Dual Laser sources 2006/42/EC Machinery Directive Compliance Class 4 Laser Product Compliant with CDRH with the optional pass-through door module			
Operating Voltage		Below 80Watt, 100-240VAC, 50/60HZ Auto Switching, max. 15A 80Watt and above, 200-240VAC, 50/60HZ Auto Switching, max. 15A			
Fume Extraction System		External exhaust system with minimum flow rate 800m3/h (CFM 471 ft3/h) is required, 2.3kPA negative pressure (Pure-Air PA-1500FS @ 4" exhaust port)			

** Speed is not equal to throughput. See dealer or visit www.gccworld.com for more detail.
▲ Specifications are subject to change without prior notice.

Authorized Dealer



www.GCCworld.com



GCC Headquarters 4F-1, No.236, Fude 2nd Rd., Xizhi Dist., New Taipei City 22151, Taiwan 886-2-6616-6692 Fax : 886-2-2694-6875
GCC China No.1, Chen Feng Road, Yushan, Kunshan, Jiangsu 215300, China 86-512-5726-1515 Fax : 86-512-5726-1518
GCC Europe B.V. Eglantierbaan 43-45, 2908 LV, Capelle a/d IJssel, The Netherlands 31-10-458-9367 Fax : 31-10-451-9874
GCC America, Inc 20453 E Valley Blvd.Walnut, CA 91789, USA 1-909-718-0248 Fax : 1-909-718-0251
US & Canada Only Toll Free: 1-888-284-5211



The Flagship Model of The Laser Engraver

Your Best Ever, Beyond Expectation,
Unlimited Laser Machine.



Laser Engraver
S400

- 40" x 24" x 11" (1016 mm x 610 mm x 30 mm) extra large working area
- 140ips high speed with DC servo motor for precise and rapid movement of the laser carriage
- GCC SmartFLOW™ technology provides outstanding dust protection
- GCC SmartLID™ invention makes maintenance a lot easier
- QSM (Quality Speed Mode) maintains 100% engraving quality while operating at maximum speed
- Patented SmartACT™ motion control technology increases your productivity by reducing ramping process and job running time
- Drag and engrave feature assures remarkably easy and fast set-ups
- Pass-through front and rear doors to accommodate long working pieces
- CO₂ and Fiber Hybrid laser option in one laser machine

GCC LaserPro S400



Laser Engraver GCC LaserPro S400

Inherit all the advantages from Spirit Hybrid, a brand new machine – S400 features 140ips processing speed by DC servo motor, innovative touch panel, user friendly interface and a modern good looking design. Together with SmartFLOW™ dust prevention technology and SmartLID™ easy access invention, S400 presents you the highest throughput and precise laser quality. GCC S400 makes all your imaginations to life at the speed of light.

Features



SmartFLOW™ Technology

SmartFLOW™ invention creates a perfect Air Flow to enhance the vacuum effect and bring out the dust completely while working.



SmartACT™ (Patented)

Ground-breaking technology that reduces the ramping process and the job running time, which translates into higher productivity.



SmartLID™ Easy Access

Easy access design simplifies maintenance.



Pass-through Front & Rear Doors (Optional)

Convenient front and rear door open design enables loading of extremely long working pieces with ease and extends business flexibility.




Intuitive Touch Screen

Operation is easy and intuitive with the 4" touchscreen.



User Friendly Driver Interface

Starting from end users' view, GCC driver evolves into a brand new design with the intuitive interface to favor each user.




Perfect Cutting and Engraving Throughput

Maximum 140ips processing speed with powerful DC servo motor to boost productivity while maintaining precision.



SmartSEAL™ Technology

New gantry design to prevent dust, the easy take-off cover also makes the maintenance a lot easier.



Higher Working Depth

Depth of Z-axis up to 11" (280 mm) thick.




Dust Prevention

Incorporating metal panels to protect key components, but not seal entirely to case any difficulty of maintenance.

GCC LaserPro S400 Application



Paper




3D Engrave



Fabrics



Leather & Metal



Anodized Aluminum



LaserPro 3D



PCB



Acrylic